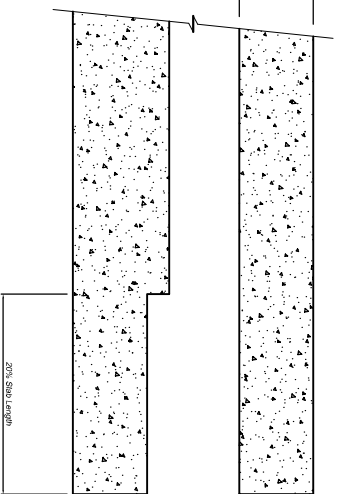


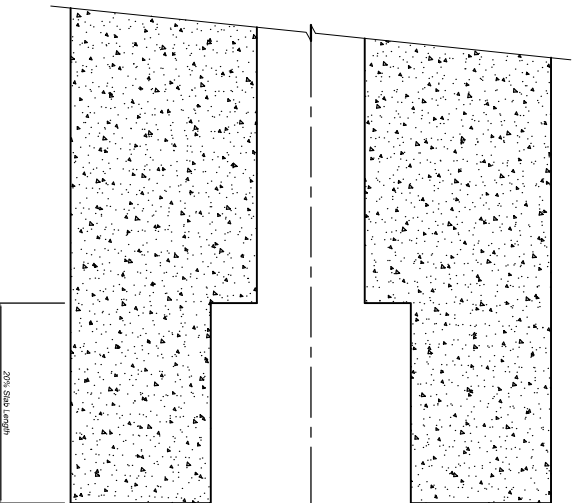
450	300	450	HCS6-205
525	350	325	HCS5-220
370	460	370	HCS4-300



Single Slab Penetrations (Plan View)

300	450	450	HCS6-205
325	550	325	HCS5-220
370	460	370	HCS4-300

830	370	370	830	HCS6-205
1000	200	200	1000	HCS5-220
930	270	270	930	HCS4-300



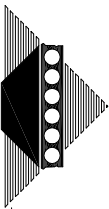
Dual Slab Penetrations (Plan View)

830	370	370	830	HCS6-205
800	400	400	800	HCS5-220
700	500	500	700	HCS4-300

Hollow Core Allowable Penetration Details

Comments / Notes:

HOLLOW CORE CONCRETE PTY. LTD.
 A.B.N. 22 000 695 469
 Structural Precast Components
 12-14 Marla Street
 Laverton North
 Victoria 3026
 Tel. (03) 9369 4944 Fax: (03) 9369 2025
 Email: info@hollowcore.com.au
 www.hollowcore.com.au



Client _____

Title _____

Drawn By _____ Checked By _____

Scale _____ Date _____

Job No. _____ Drawing No. _____ Revision _____

2.11